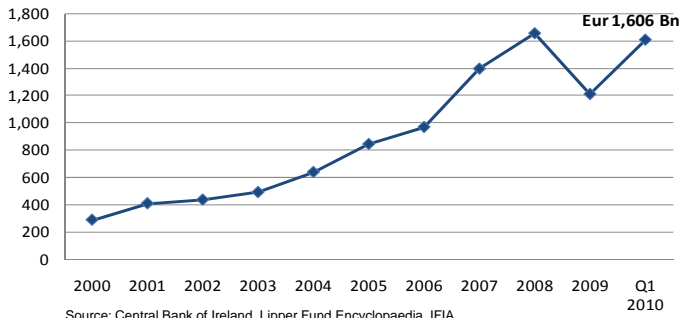


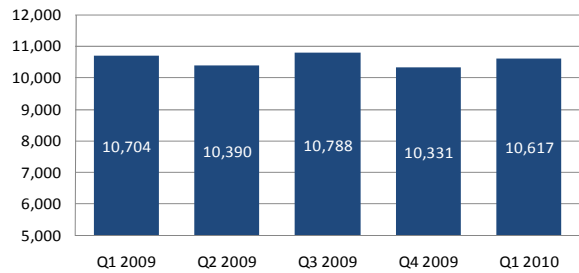
Irish Funds Industry Statistics Factsheet

June 2010

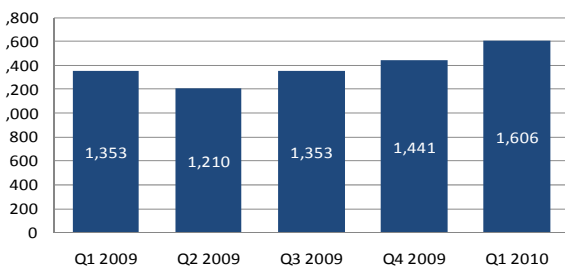
Total Assets under Administration – as at June each year *Eur Billion*



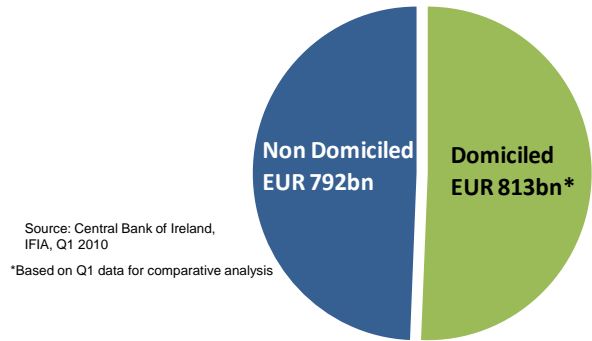
Total Number of Funds Administered in Ireland – 2008-2009 *Eur Billion*



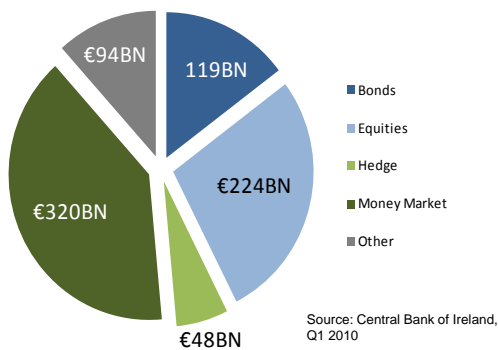
Total Assets under Administration in Ireland *Eur Billion*



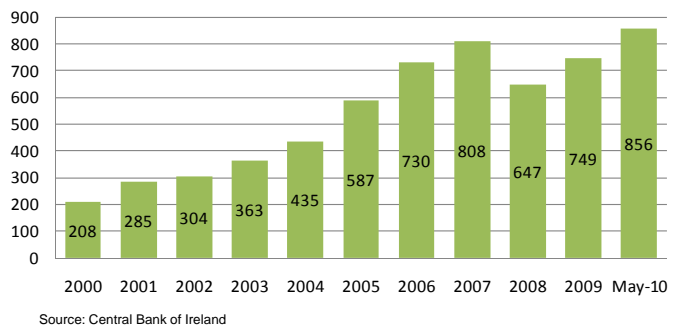
Total Assets under Administration in Ireland Domiciled versus Non Domiciled



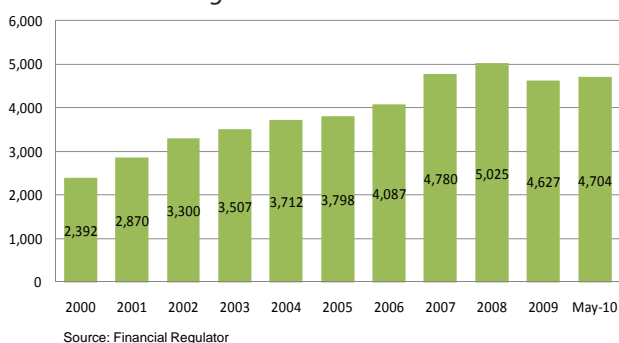
Irish Domiciled Funds: breakdown by type *Eur Billion*



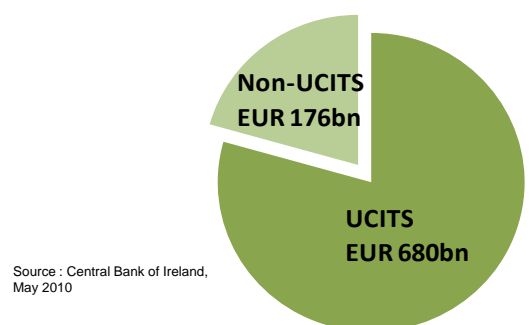
Total Assets of Irish Domiciled Funds *Eur Billion*



Total Number of Irish Domiciled Funds *Funds including Sub-Funds*



Irish Domiciled Funds – Breakdown in assets between UCITS & Non-UCITS



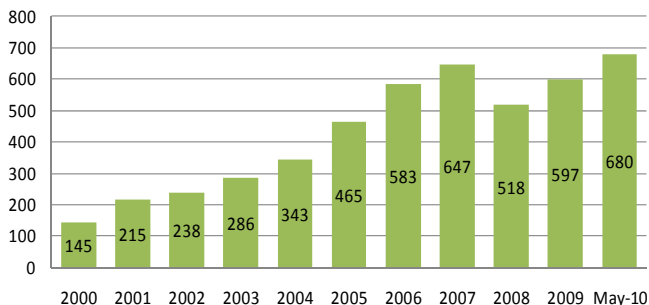
Irish Domiciled Funds

UCITS, Non-UCITS, MMFs, QIFs & ETFs

June 2010

Total Assets of Irish Domiciled UCITS Funds

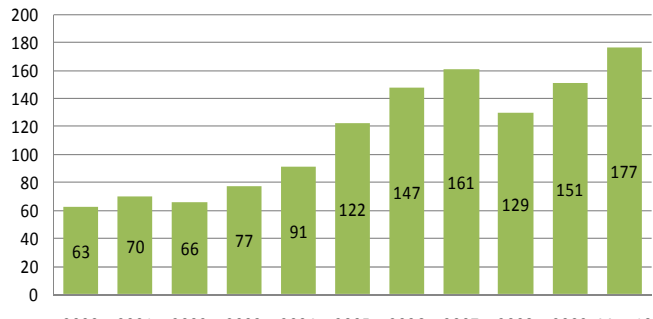
Eur Billion



Source: Central Bank of Ireland

Total Assets of Irish Domiciled Non-UCITS Funds

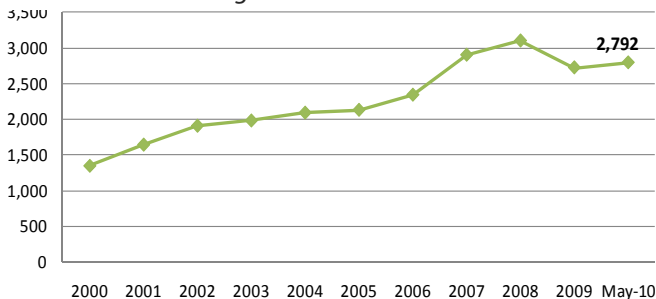
Funds including Sub-Funds



Source: Central Bank of Ireland

Total Number of Irish Domiciled UCITS Funds

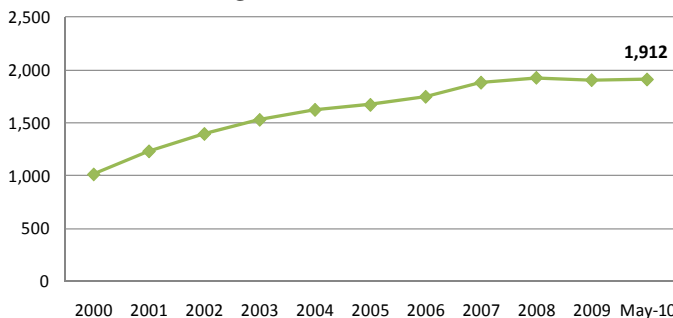
Funds including Sub-Funds



Source: Financial Regulator

Total Number of Irish Domiciled Non-UCITS Funds

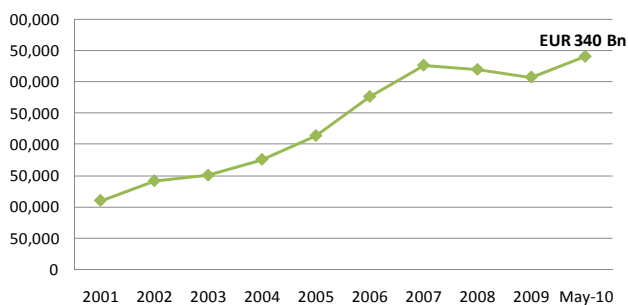
Funds including Sub-Funds



Source: Financial Regulator

Total Assets of Irish Domiciled Money Market Funds

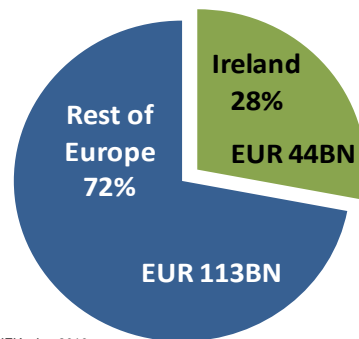
Eur Billion



Source: Central Bank of Ireland

Ireland as a Domicile for European ETFs

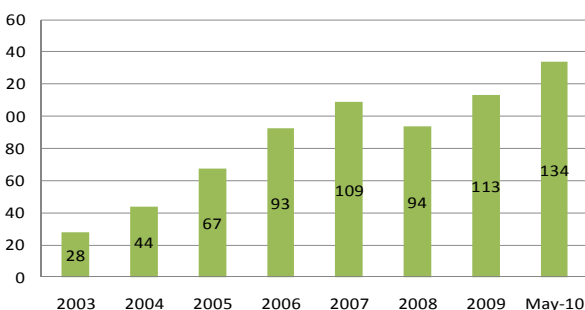
Total Assets of European ETFs = Eur 157 Billion



Source: Blackrock ETF Landscape & IFIA, Jan 2010

Total Assets of Irish Qualifying Investor Funds (QIFs)

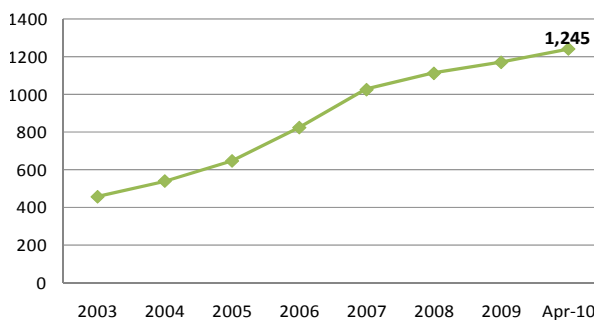
Total Assets (Eur Billion)



Source: Central Bank of Ireland

Total Number of Irish Domiciled Qualifying Investor Funds (QIFs)

Funds including Sub-Funds



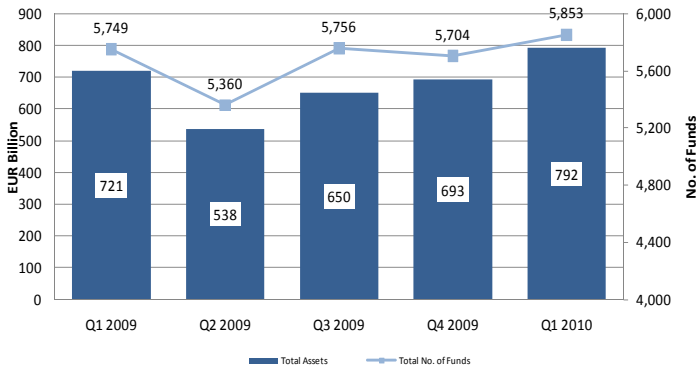
Source: Financial Regulator

Non Domiciled Funds and Additional Statistics

June 2010

Total Assets and Number of Non-Domiciled Funds Administered in Ireland

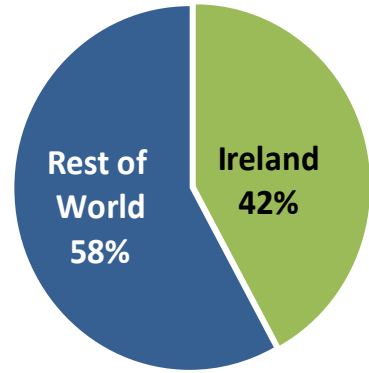
Eur Billion, Funds including Sub-Funds



Source: IFIA

Irish Administered Alternative Investment Funds

Total Estimated Irish Administered AIF Assets = Eur 848 Bn

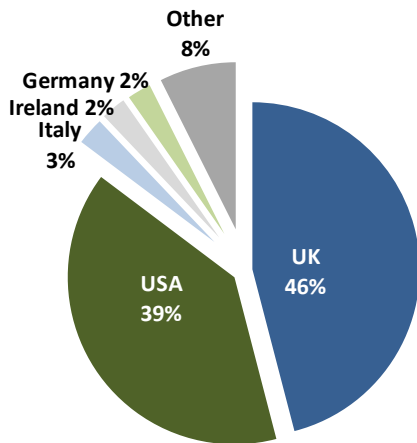


Source: HFMWeek Survey & IFIA, April 2010

Promoter Origin of Irish Domiciled Funds

Percentage of Total Irish Domiciled Assets by Promoter Origin

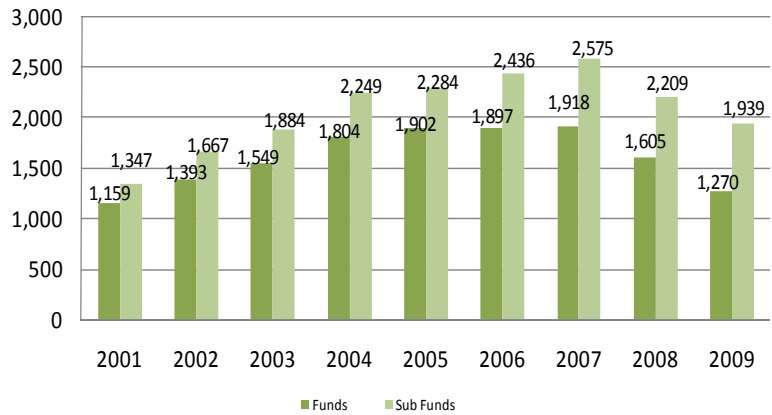
358 Promoters of Irish Domiciled Funds



Source: Lipper Ireland Fund Encyclopaedia, June 2009

Irish Stock Exchange Listings

Nos. of Funds and Sub-Funds Listed



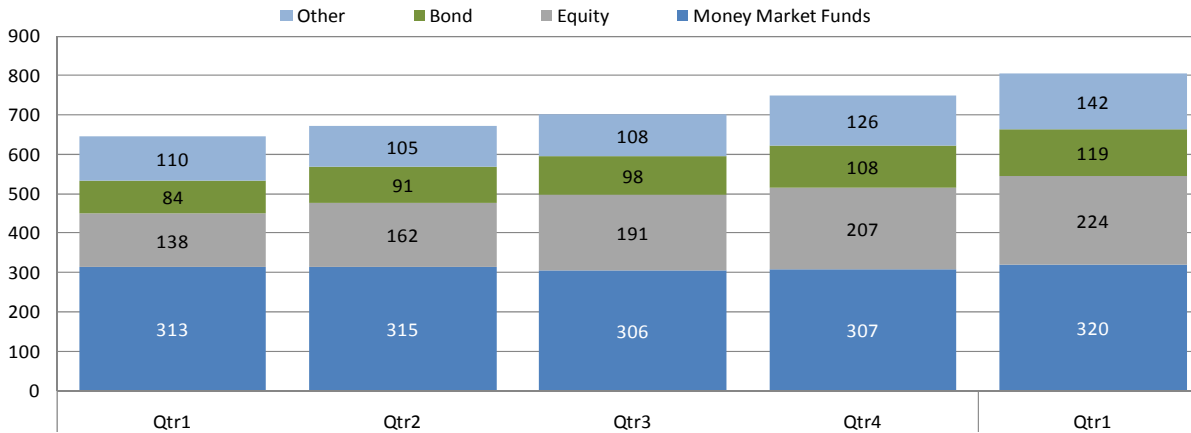
Source: Irish Stock Exchange

Irish Domiciled Funds Investment Flows

June 2010

Irish Domiciled Investment Fund Shares/Units

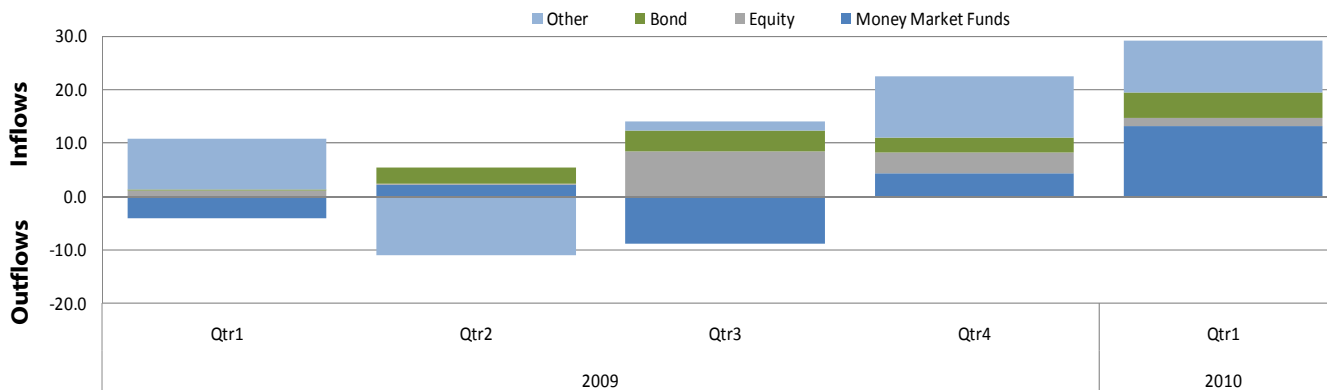
Eur Billion



Source: Central Bank of Ireland

Irish Domiciled Investment Fund Shares/Units - Transactions

Eur Billion



Net flows in Eur Billion	2009				2010
	Qtr1	Qtr2	Qtr3	Qtr4	Qtr1
Money Market Funds	-4.1	2.1	-8.9	4.4	13.1
Equity	1.2	0.4	8.4	3.8	1.5
Bond	0.1	3.0	3.8	2.7	4.8
Other	9.6	-10.9	1.7	11.6	9.7
Total	6.7	-5.5	5.1	22.5	29.1

Source: Central Bank of Ireland