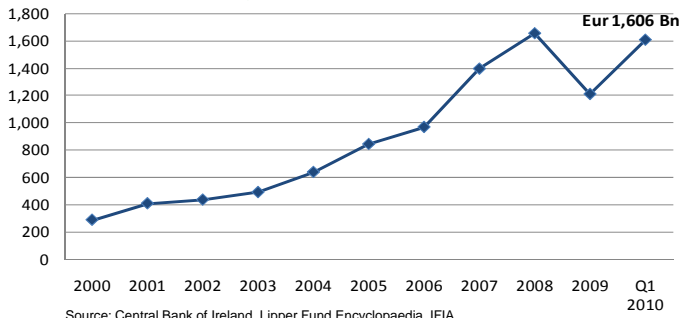
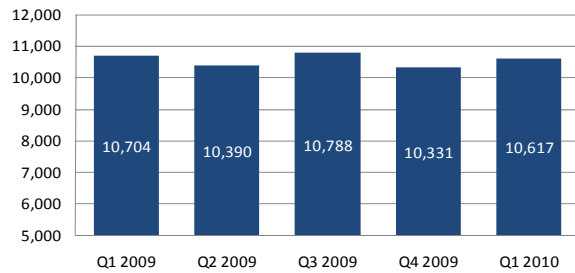


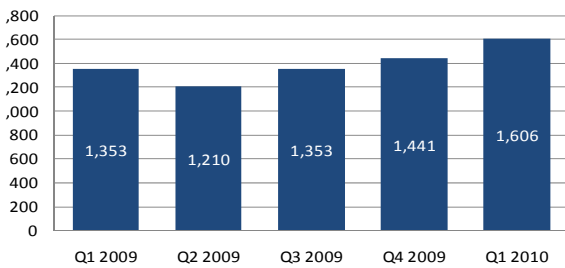
## Total Assets under Administration – as at June each year *Eur Billion*



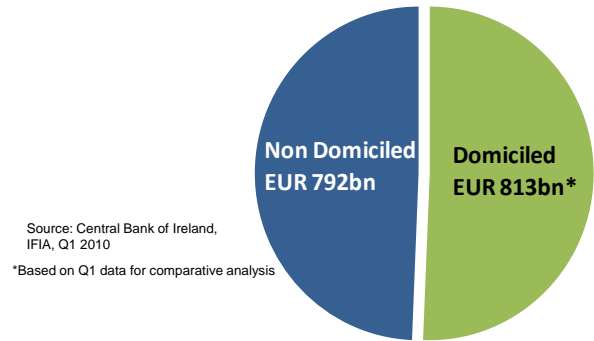
## Total Number of Funds Administered in Ireland – 2008-2009 *Eur Billion*



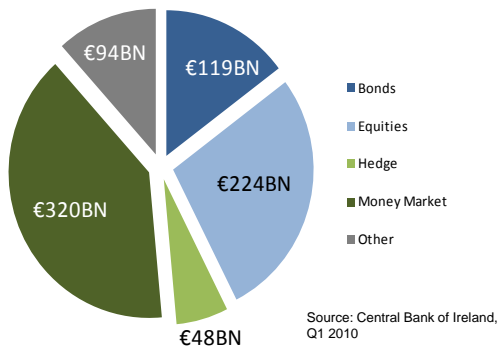
## Total Assets under Administration in Ireland *Eur Billion*



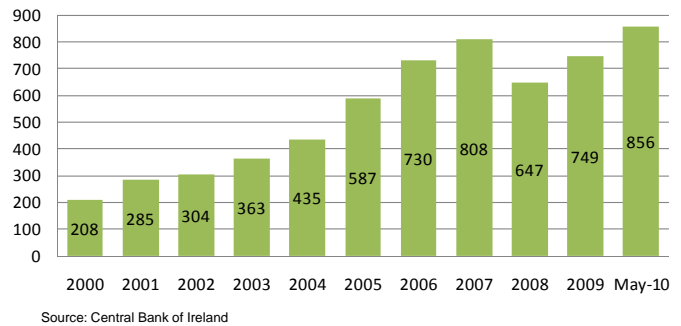
## Total Assets under Administration in Ireland Domiciled versus Non Domiciled



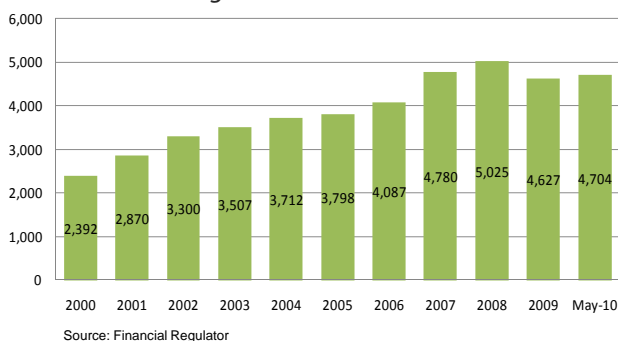
## Irish Domiciled Funds: breakdown by type *Eur Billion*



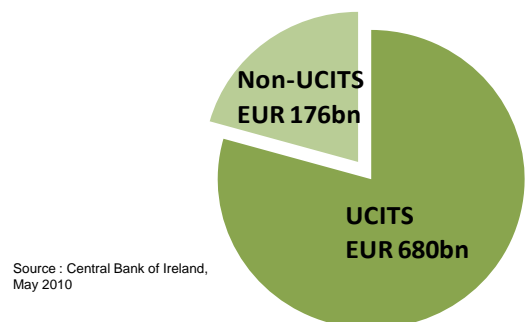
## Total Assets of Irish Domiciled Funds *Eur Billion*



## Total Number of Irish Domiciled Funds *Funds including Sub-Funds*



## Irish Domiciled Funds – Breakdown in assets between UCITS & Non-UCITS



# Irish Domiciled Funds

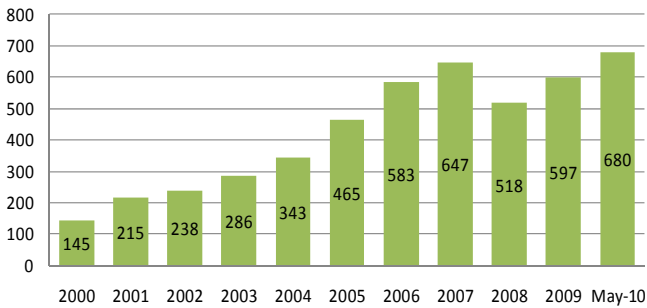
**ifia**

IRISH FUNDS  
INDUSTRY  
ASSOCIATION

UCITS, Non-UCITS, MMFs, QIFs & ETFs

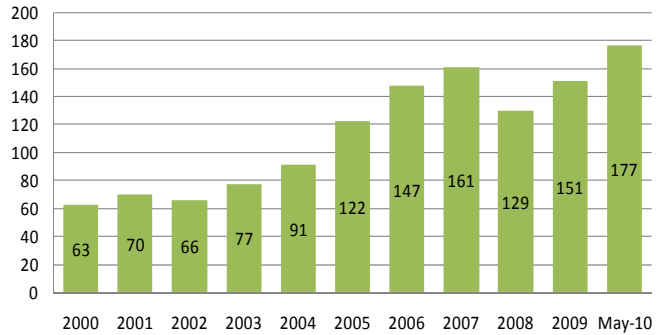
July 2010

## Total Assets of Irish Domiciled UCITS Funds Eur Billion



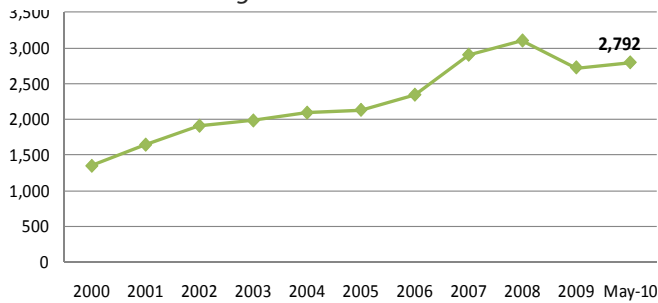
Source: Central Bank of Ireland

## Total Assets of Irish Domiciled Non-UCITS Funds Funds including Sub-Funds



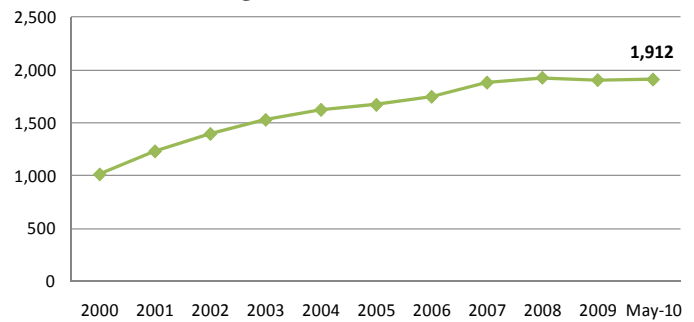
Source: Central Bank of Ireland

## Total Number of Irish Domiciled UCITS Funds Funds including Sub-Funds



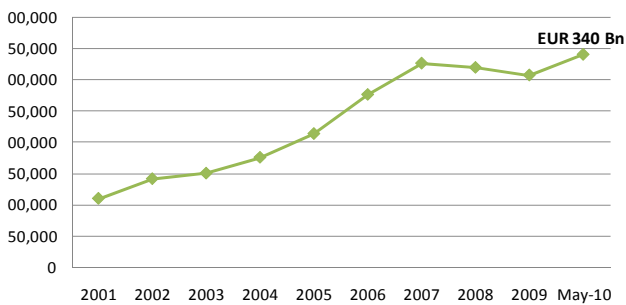
Source: Financial Regulator

## Total Number of Irish Domiciled Non-UCITS Funds Funds including Sub-Funds



Source: Financial Regulator

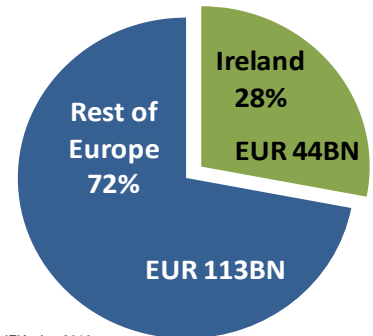
## Total Assets of Irish Domiciled Money Market Funds Eur Billion



Source: Central Bank of Ireland

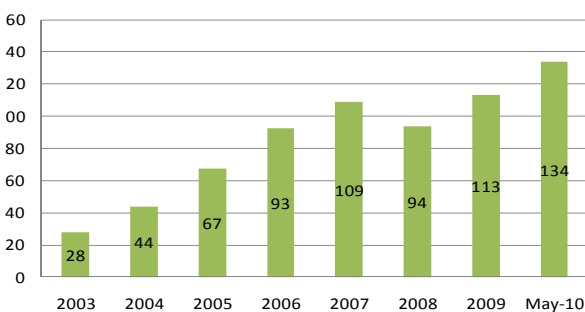
## Ireland as a Domicile for European ETFs

Total Assets of European ETFs = Eur 157 Billion



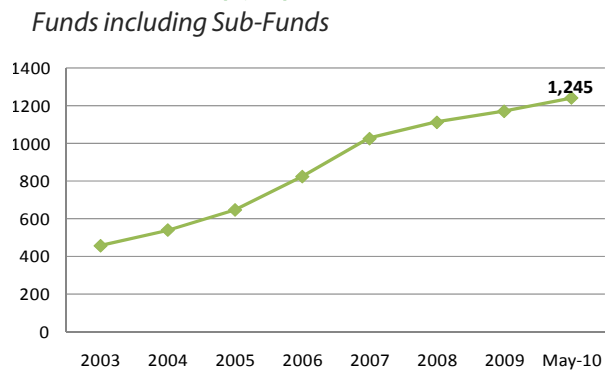
Source: Blackrock ETF Landscape & IFIA, Jan 2010

## Total Assets of Irish Qualifying Investor Funds (QIFs) Total Assets (Eur Billion)



Source: Central Bank of Ireland

## Total Number of Irish Domiciled Qualifying Investor Funds (QIFs) Funds including Sub-Funds



Source: Financial Regulator

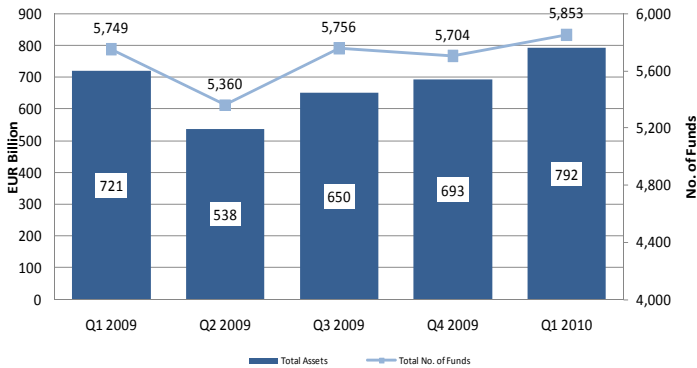
# Non Domiciled Funds

## And Additional Statistics

July 2010

### Total Assets and Number of Non-Domiciled Funds Administered in Ireland

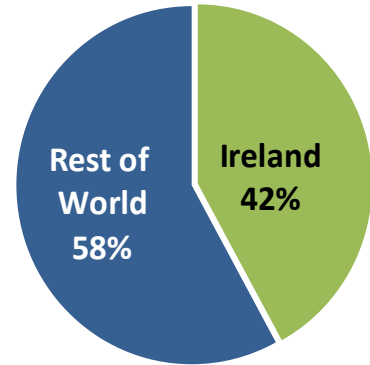
Eur Billion, Funds including Sub-Funds



Source: IFIA

### Irish Administered Alternative Investment Funds

Total Estimated Irish Administered AIF Assets = Eur 848 Bn

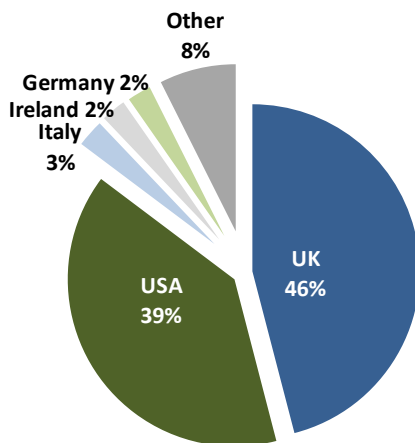


Source: HFMWeek Survey & IFIA, April 2010

### Promoter Origin of Irish Domiciled Funds

Percentage of Total Irish Domiciled Assets by Promoter Origin

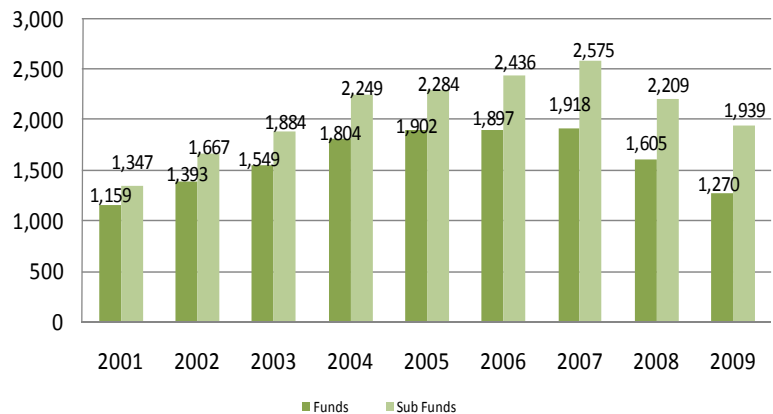
#### 358 Promoters of Irish Domiciled Funds



Source: Lipper Ireland Fund Encyclopaedia, June 2009

### Irish Stock Exchange Listings

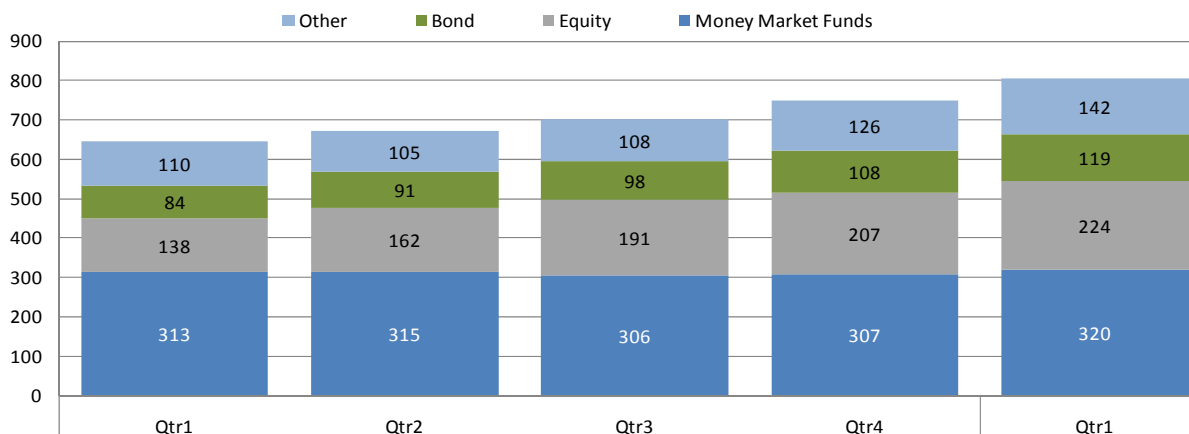
Nos. of Funds and Sub-Funds Listed



Source: Irish Stock Exchange

### Irish Domiciled Investment Fund Shares/Units

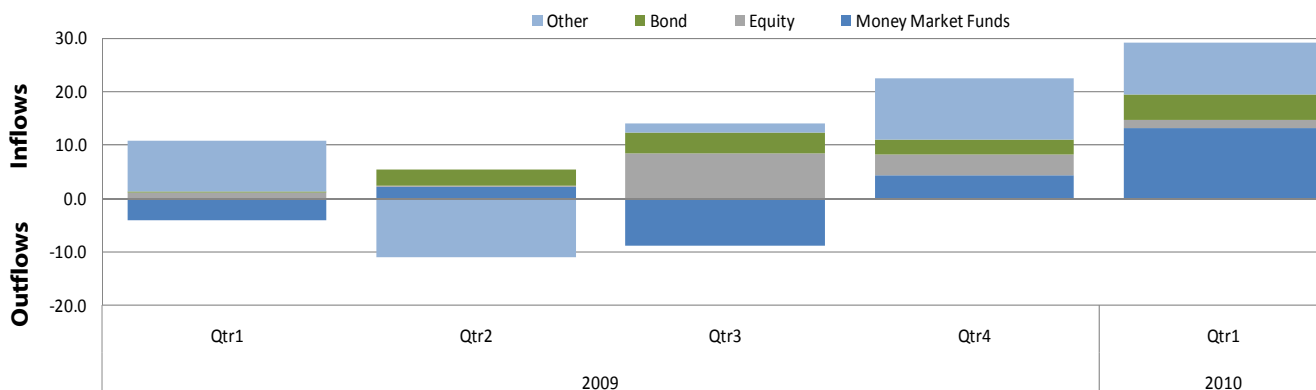
Eur Billion



Source: Central Bank of Ireland

### Irish Domiciled Investment Fund Shares/Units - Transactions

Eur Billion



Net flows in Eur Billion	2009				2010
	Qtr1	Qtr2	Qtr3	Qtr4	Qtr1
Money Market Funds	-4.1	2.1	-8.9	4.4	13.1
Equity	1.2	0.4	8.4	3.8	1.5
Bond	0.1	3.0	3.8	2.7	4.8
Other	9.6	-10.9	1.7	11.6	9.7
<b>Total</b>	<b>6.7</b>	<b>-5.5</b>	<b>5.1</b>	<b>22.5</b>	<b>29.1</b>

Source: Central Bank of Ireland