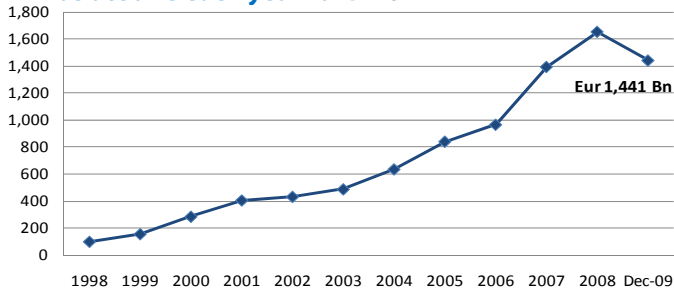


Irish Funds Industry Statistics Factsheet

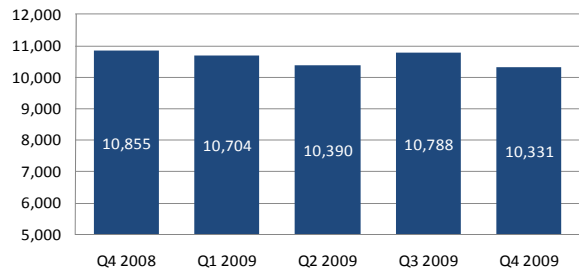
February 2010

Total Assets under Administration – as at June each year *Eur Billion*



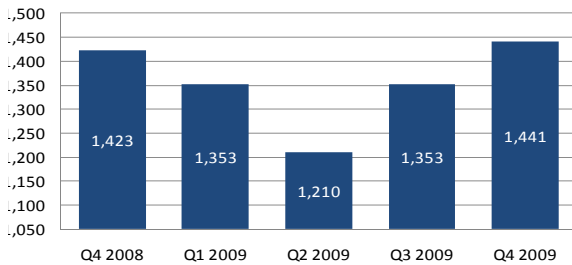
Source: Central Bank of Ireland, Lipper Fund Encyclopaedia, IFIA

Total Number of Funds Administered in Ireland – 2008-2009 *Eur Billion*



Source: Financial Regulator, IFIA

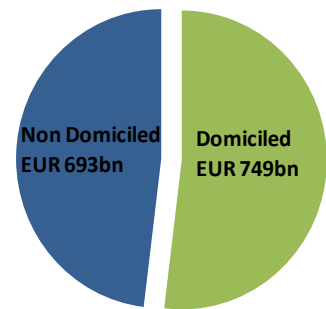
Total Assets under Administration in Ireland – 2008-2009 *Eur Billion*



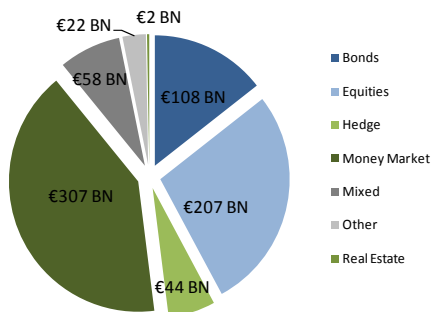
Source: Central Bank of Ireland, IFIA

Total Assets under Administration in Ireland Domiciled versus Non Domiciled

Source: Central Bank of Ireland, IFIA, Q4 2009

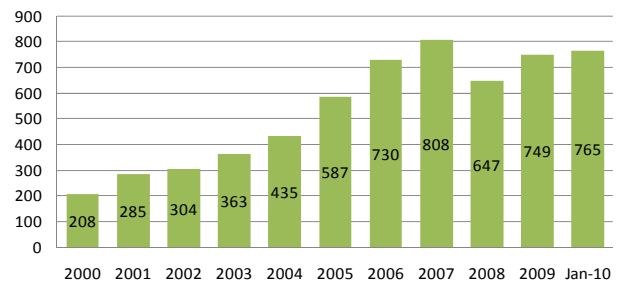


Irish Domiciled Funds: breakdown by type *Eur Billion*



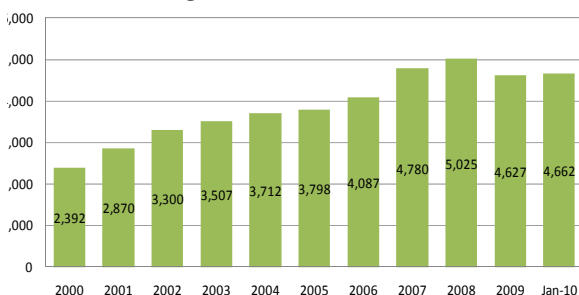
Source: Central Bank of Ireland, Q4 2009

Total Assets of Irish Domiciled Funds *Eur Billion*



Source: Central Bank of Ireland

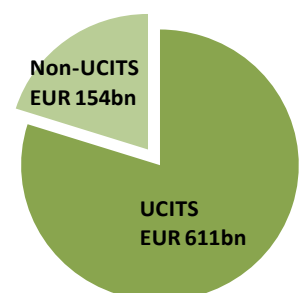
Total Number of Irish Domiciled Funds *Funds including Sub-Funds*



Source: Financial Regulator

Irish Domiciled Funds – Breakdown in assets between UCITS & Non-UCITS

Source: Central Bank of Ireland, Jan 2010



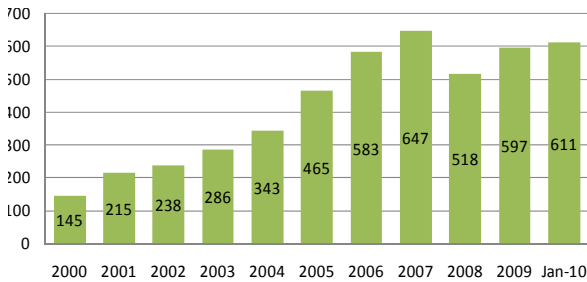
Irish Domiciled Funds

UCITS, Non-UCITS, MMFs, QIFs & ETFs

February 2010

Total Assets of Irish Domiciled UCITS Funds

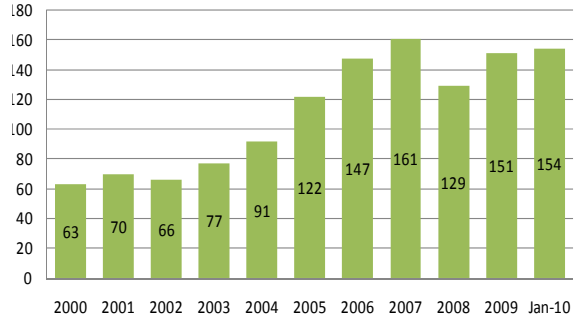
Eur Billion



Source: Central Bank of Ireland

Total Assets of Irish Domiciled Non-UCITS Funds

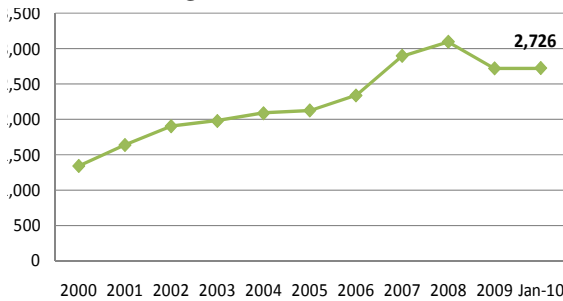
Funds including Sub-Funds



Source: Central Bank of Ireland

Total Number of Irish Domiciled UCITS Funds

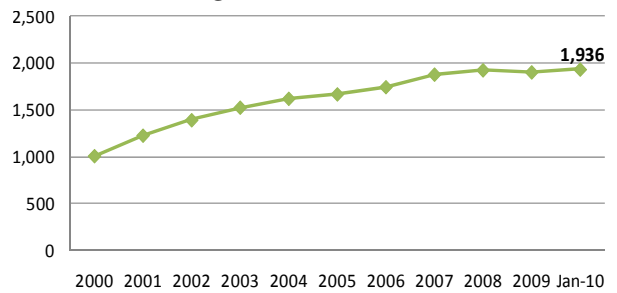
Funds including Sub-Funds



Source: Financial Regulator

Total Number of Irish Domiciled Non-UCITS Funds

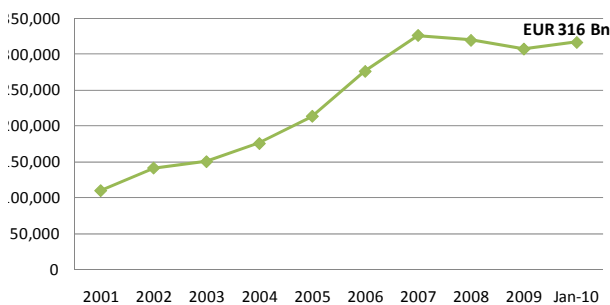
Funds including Sub-Funds



Source: Financial Regulator

Total Assets of Irish Domiciled Money Market Funds

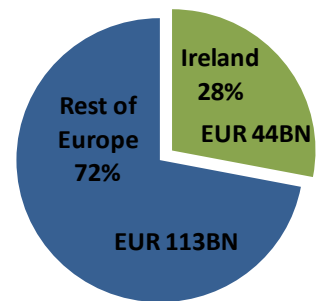
Eur Billion



Source: Central Bank of Ireland

Ireland as a Domicile for European ETFs

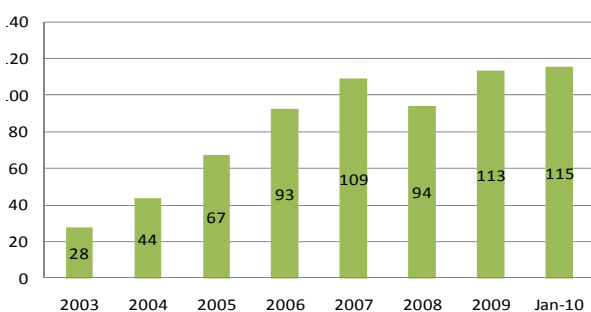
Total Assets of European ETFs = Eur 157 Billion



Source: Blackrock ETF Landscape & IFIA Jan 2010

Total Assets of Irish Qualifying Investor Funds (QIFs)

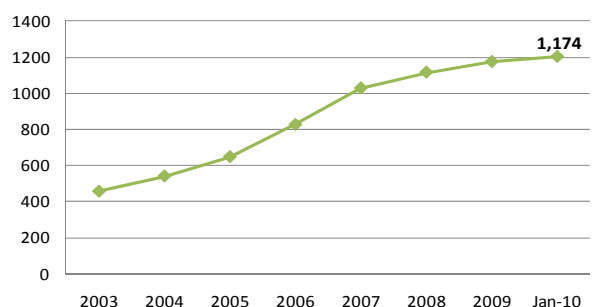
Total Assets (Eur Billion)



Source: Central Bank of Ireland

Total Number of Irish Domiciled Qualifying Investor Funds (QIFs)

Funds including Sub-Funds



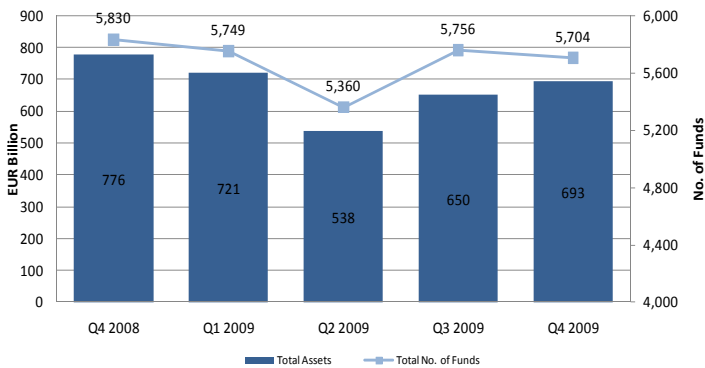
Source: Financial Regulator

Non Domiciled Funds and Additional Statistics

February 2010

Total Assets and Number of Non-Domiciled Funds Administered in Ireland

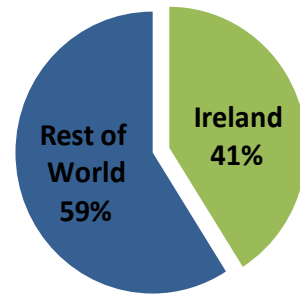
Eur Billion, Funds including Sub-Funds



Source: IFIA

Irish Administered Alternative Investment Funds

Total Estimated Irish Administered AIF Assets = Eur 689 Bn

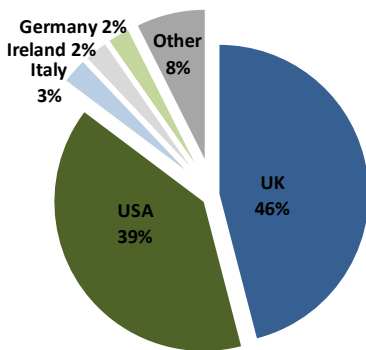


Source: HFMWeek Survey & IFIA, October 2009

Promoter Origin of Irish Domiciled Funds

Percentage of Total Irish Domiciled Assets by Promoter Origin

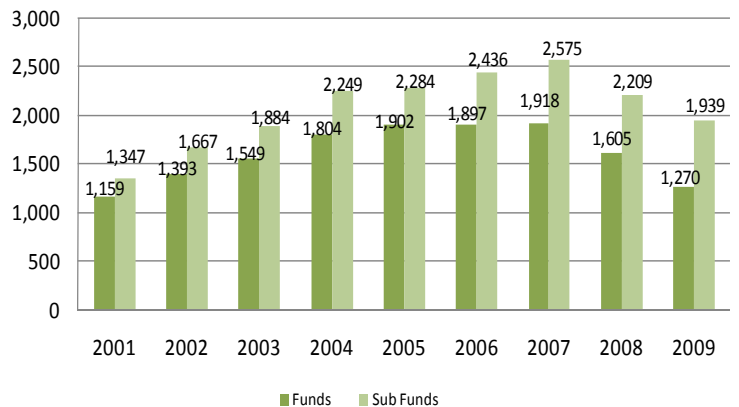
358 Promoters of Irish Domiciled Funds



Source: Lipper Ireland Fund Encyclopaedia, June 2009

Irish Stock Exchange Listings

Nos. of Funds and Sub-Funds Listed



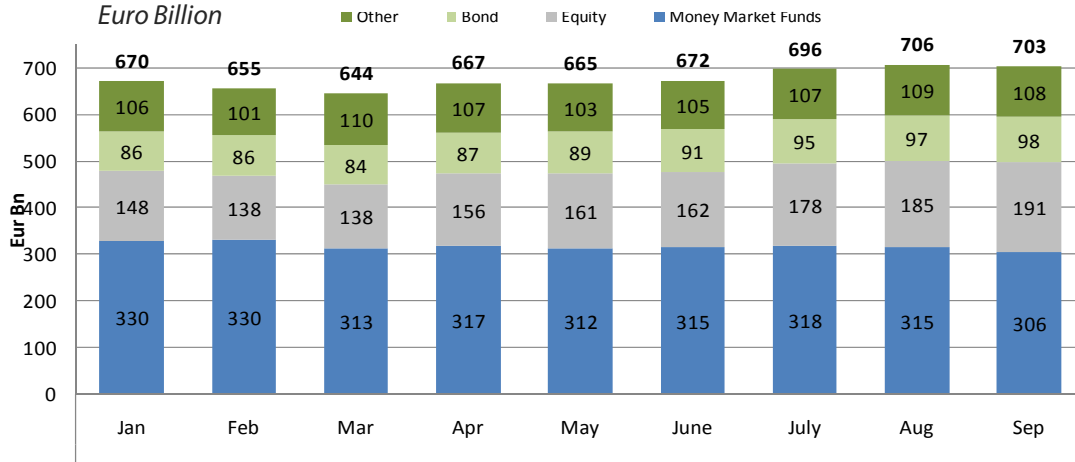
Source: Irish Stock Exchange

Irish Domiciled Funds Investment Flows

February 2010

Irish Domiciled Investment Fund Shares/Units

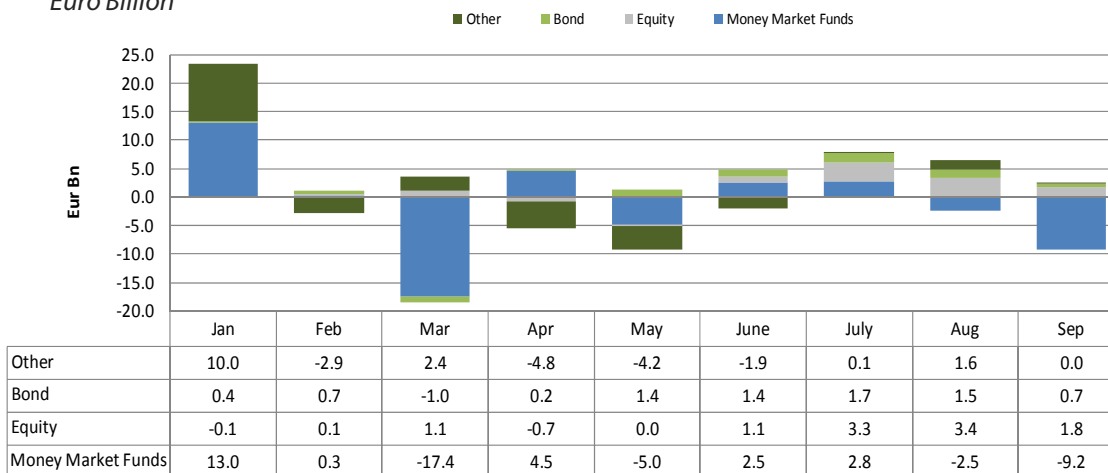
Euro Billion



Source: Central Bank of Ireland

Irish Domiciled Investment Fund Shares/Units - Transactions

Euro Billion

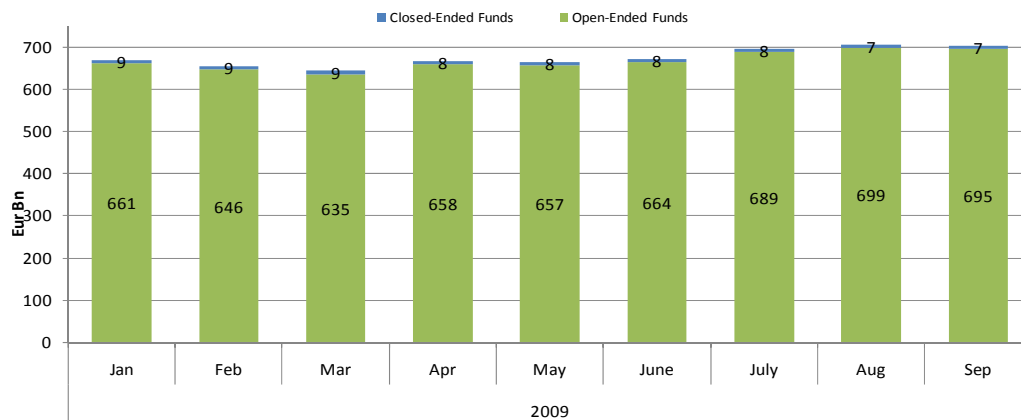


2009

Source: Central Bank of Ireland

Irish Domiciled Investment Fund Shares/Units – Open/Closed Ended

Euro Billion



2009

Source: Central Bank of Ireland